

PS1 PRESSURE SWITCH

PRESSOSTATO MECCANICO PER ELETTROPOMPE MECHANICAL PRESSURE SWITCH FOR PUMPS



PS1 - A1R	- 0,75 3 Bar	AC15 10A 230V A.C. AC1 24A 230V A.C. motor rating 24A 230V a.c. locked rotor 144A 240V a.c. Startup AC3 144A 230V a.c.
PS1 - A3R	- 0,5 7 Bar	
PS1 - A4R	1 20 Bar	
PS1 - A5R	6 31 Bar	
PS1 - A8R	- 0,5 8 Bar	

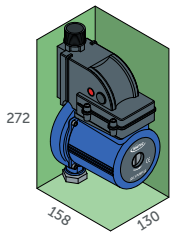
CODIFICAIONE **G B C A R**

Tipo-Type

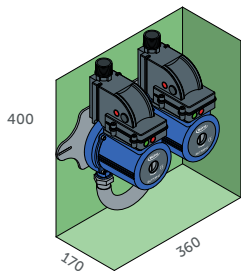
- 1= PS1-A1R
- 3= PS1-A3R
- 4= PS1-A4R
- 5= PS1-A5R
- 8= PS1-A8R



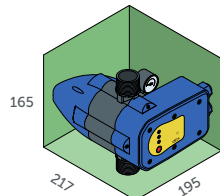
INGOMBRI E DIMENSIONI



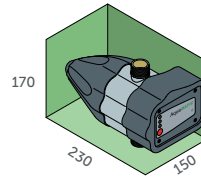
JOLLY PUMP 12



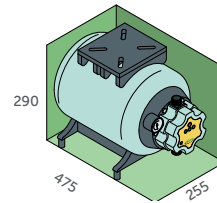
TWIN 25 - HOT& COLD



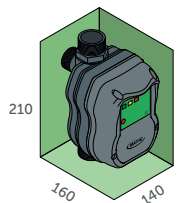
HYDROMATIC 2HP
HYDROGEL HYDROSTART
HYDROMARINE



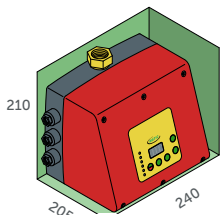
AQUAMATIC



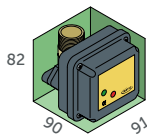
INTELLITANK



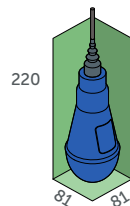
HYDROPUMP 2HP
HYDRORAIN 2HP-
HYDROSTART 2HP IVC



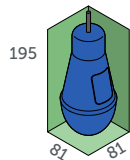
REV CONTROL



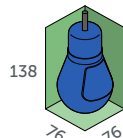
FLOW PUMP
FLOW MATIC



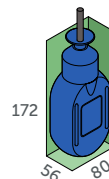
ARCHIMEDE



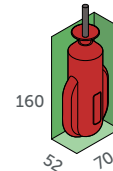
MERCURY



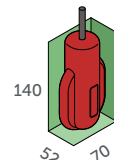
LITTLE
MERCURY



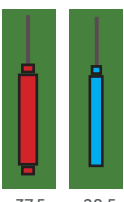
MINIMATIC W
MINIMATIC C



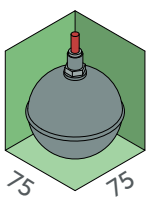
MICROSTART C



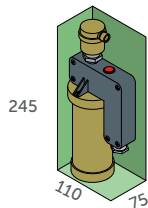
MICROSTART I



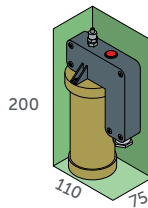
P/MC



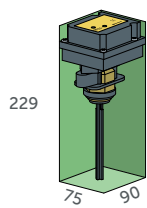
REV CONTROL



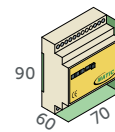
NEW MATIC AS



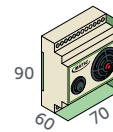
NEW MATIC RP



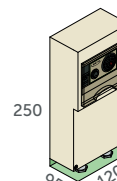
FLOW MATIC V



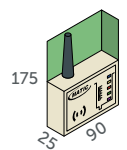
SUB MATIC 2HP



BEEPER



SUB MATIC 2HP SQ
BEEPER SQ
CONTROL PUMP M3/14A



WI-LEVEL

